



RENAISSANCE
Signature
S E R I E S



*Beauty and Elegance
Without the Maintenance.*

The dawn of a new era in windows has arrived, and it's guaranteed to change the way you think about windows in your home. With the new Renaissance Signature Series windows from AMSCO, you can now have elegant beauty and energy efficiency in your home.



Color & Wood Veneer Options

Our exclusive SuperCapSR® system allows us to provide color options more durable than paint. This co-extruded process provides excellent resistance to scratching and peeling, and a solar reflective additive aids in preventing fading and chalking over time. The Signature Renaissance Series windows are available in five charming colors. Plus, we offer a beautiful pine wood veneer that can be easily stained or painted to match the interior of your home.



Painted Color Options (Custom colors and interior paint options available)



Color & Wood Veneer Options



Standard Color Options



White



Almond



Taupe

Capstock Color Options



Bronze



Autumn Red

Locks & Hardware Finish

Color Options (Products shown are not to scale)



Standard Casement Lock

- White
- Almond
- Taupe
- Black



Standard Cam Lock

- White
- Almond
- Taupe
- Black



Plated Cam Lock

- Oil Rubbed Bronze
- Brushed Nickel
- Antique Brass
- Polished Brass



Standard Handle Lock

- White
- Almond
- Taupe
- Black

Plated Handle Lock

- Oil Rubbed Bronze
- Brushed Nickel
- Antique Brass
- Polished Brass

Optional Plated Hardware



Oil Rubbed Bronze



Brushed Nickel



Antique Brass



Polished Brass



Renaissance Signature Series Composite

Made with a composite material, Renaissance Signature Series windows are more than just an attractive addition to the interior and exterior of your home. They are designed and constructed to withstand even the harshest conditions, season after season. Just look at everything this revolutionary material has to offer:

- Can be shaped to various shapes and sizes.
- Will not absorb moisture.
- Acts as an excellent insulator.
- Offers superior dimensional stability.
- Maintains stability even in high-heat environments.
- Can be easily recycled.



When you see the Renaissance Signature Series name, you know that it has surpassed the following industry-standard tests:

- Weatherability.
- Air infiltration.
- Water resistance.
- Dimensional stability.
- Impact resistance.
- Weight tolerance.
- Tensile strength.
- Corner strength.

Quality Craftsmanship Meets Superior Aesthetic Design

Frame Size

Solid 4-9/16" frame provides strength and durability. (Extension for 6-9/16" jamb available).

Lasting Color and Wood Veneer Options

The smooth finish of the composite material takes on the look of finely painted millwork that won't peel, fade. Choose from six charming capstock colors. Should you require a non-capstock color, explore paint options available for both interior and exterior. And, if you prefer the look of wood, a pine veneer interior is also available that can easily be stained or painted to meet your décor needs.

Hardware

Color matching hardware is used for our interior finishes and complementary hardware can be selected for pine interior options.

The Best in Class Options

From mild climates to demanding weather conditions, we have the glass options to meet your needs with our CōzE line of performance glass options.

Thermal-Cell Technology Composite

The composite material used in Renaissance Signature Series windows is a mix of thermoplastic resins and manufactured to showcase the craftsmanship of a custom product while minimizing maintenance – all encapsulated with our SuperCapSR® technology.



SuperCapSR® Finish

Encapsulated with an acrylic-based capstock, the composite material won't peel, fade or warp, resists scratching and can be easily cleaned with just soap and water.

Warm Edge Technology

7/8" or optional 1" warm edge spacer system in dual- or triple- pane IG units, reduces condensation and provides energy efficiency.

Joinery Techniques

Tongue and groove joinery techniques can be found in all Renaissance Signature Series windows. Providing attractive corners and mortise and tenon sash corners for superior structural strength.

Custom Sizing

All Renaissance Signature Series windows can be custom-sized to the nearest 1/8" increment to fit any architectural style and meet your customized window replacement needs.

Muntins/Grids

Choose from several muntins/grid styles and patterns to customize the look of your home with grids between the glass or surface-applied, simulated divided lite grids.



*Custom Styles and Sizes?
The Sky is the Limit!*

Hand Crafted by AMSCO's team of craftsmen. Each window is built with precision and care. From your mind's drawing board to our factory floor; complete with a craftsman's autograph to verify quality.



Styles to Fit Your Design



Double Hung

- Block and tackle balances.
- Neutral or matching jamb liners.
- Sloped sill.
- Traditional wide rail look in bottom sash.
- Recessed finger pulls in sash.
- Recessed tilt latches.
- Tilt sash for ease of cleaning.



Casement

- Centered sash for ease of cleaning (excludes egress hardware).
- Unison lock with concealed hardware.
- Matched or neutral color hardware.
- Standard folding handle.



Horizontal Slider

- Appealing aesthetics with equal sight lines.
- Recessed finger pull hardware.
- Cam-action lock.
- Heavy-duty, quiet brass rollers.

Custom Styles and Sizes

When it comes to custom styles and sizes, the only limit is your imagination. All Renaissance Signature Series windows are available in standard as well as custom sizes to the nearest 1/8" increment.



Awning

- Scissor-style hardware for smooth operation.
- Two locks with concealed hardware.
- Standard folding handle.

Specialty Shapes

- Round top.
- Arch top.
- Octagon.
- Full circle.
- Half circle.
- Quarter circle.
- Quarter angle.
- Trapezoid.
- Quarter rectangular.
- Eyebrow rectangular.



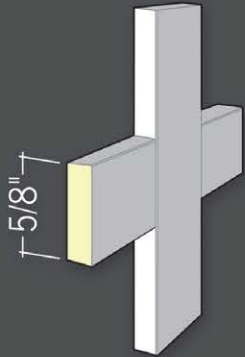
Picture/Fixed Window

- Sash and Frame:
 - Superior aesthetics than direct set look.
 - Matching sight lines align with vent units.
- Direct Set:
 - Lower cost than sash and frame.
 - Allows for maximum glass viewing area.

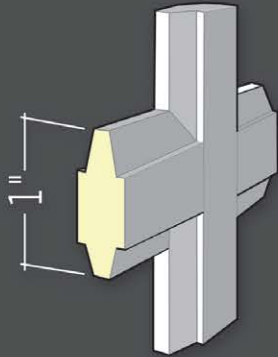


Grid Options

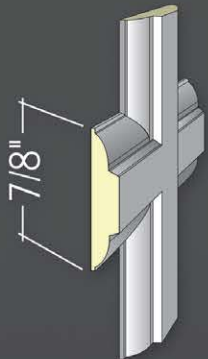
The Renaissance Signature Series gives you a multitude of grid options. Two popular grid profiles, flat and sculptured, are sealed between the glass for cleaning. Or, choose a sculptured simulated divided lite grid in two different sizes for a more traditional look.



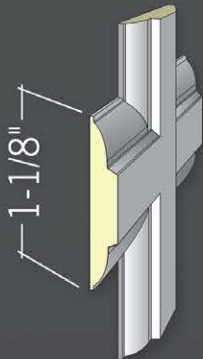
5/8" flat grids are placed between the glass.



1" sculptured grids are placed between the glass.



7/8" simulated divided lites are applied to exterior and interior of the glass.

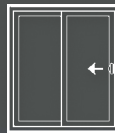


1-1/8" simulated divided lites are applied to exterior and interior of the glass.

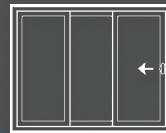


Renaissance Signature Series Patio Doors

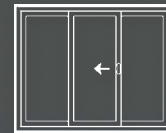
You can make the Renaissance Signature Series patio door entranceway your own work of art with two-, three- and four-panel configurations and other customizable options. Add a brick mould exterior trim for a more traditional wood look. Use grids to add a distinctive touch. Then personalize it even more with hardware styles and finishes that make a statement or match your existing interior décor.



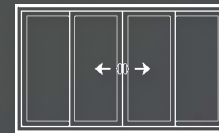
2 PANEL
(OX or XO)



3 PANEL
(OOX or XOO)



3 PANEL
(OXO)



4 PANEL
(OXXO)

Available in:

- 2 panel (OX or XO) doors.
- 3 panel (OXO, XOO or OXX) doors.
- 4 panel (OXXO) doors.
- Up to 16 feet wide and 8 feet tall configurations.
- Available in 8 feet wide 2 panel configuration (OX or XO).
- Standard nail fin or optional retrofit flush fin.

The Ultimate in Energy-Efficiency and High-Technology Glass

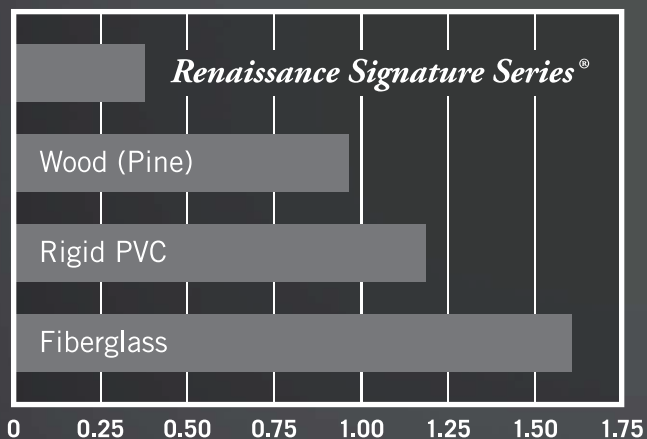
Warm Edge Spacer

Warm edge technology uses state-of-the-art materials to eliminate contact between inside and outside window components. This advanced insulation technique increases overall thermal efficiency and decreases condensation.

Safety Glass Capability

Because we're one of the few manufacturers with our own on-site tempering furnace, we can maintain our own high quality control standards for our safety glass, as well as avoid unnecessary delays. It all adds up to better safety glass, quicker delivery and higher customer satisfaction.

K-Value Comparison



*Source Mikron Industries, NFRC and independent lab data.

Superior Thermal Performance of the Composite Frame

Much of the heat a home loses can be through the frame of the windows, not just the glass. Renaissance composite windows, made of a solid composite material, perform even better than the already efficient vinyl and wood windows when it comes to K-Values, or the amount of heat going in and out of a home through the frame. The lower the K-Values, the less heat is transferred, and the Renaissance composite outperforms the other more commonly used frame materials, making your home even more energy efficient.



Renaissance Signature Series Remodel Windows

Retro Fit Flush Fin Option

Retro fit flush fin option available on the 4-9/16" frame.



Pocket Window Option

Unique Design for Wood Window Replacement

The new Renaissance Signature Series pocket window is the perfect solution for replacement windows with its 3-1/4" frame width. Designed for installation into the pocket of an existing wood window frame opening, it causes minimal disruption to interior trim or existing casing. The pocket-style frame allows homeowners to upgrade the performance of their old wood windows without sacrificing the aesthetics and architecture of their original windows and trim work.

The Renaissance Signature Series pocket window is made from the same revolutionary composite material and is manufactured with the same wood joinery techniques.

The replacement Renaissance Signature Series pocket window takes on all of the features and options of the larger frame Renaissance Series windows with some additions for a customized replacement application.



Available in the Following Window Styles:

- Double Hung tilt
- Casement
- Fixed Casement
- Awning
- Direct Set Picture Window

Options for Perfect Installation:

- Head Expander
- Sloped Sill Adapter
- Jamb and Head Exterior-Applied Foam Wrap



*Premium Performance with
Enhanced Thermal-Cell Technology.*

The Renaissance Signature Series is 3X more impact resistant than vinyl, wood or wood composite frames. The high energy efficiency of the frame achieves a K-Value that is 60 – 80% superior to the alternatives.



Energy-Efficient, High-Performance Glass

CōZE performance glass comes standard on every Renaissance Signature Series window. But no single glass solution can work for every location. That's why wherever your home, whatever the climate; AMSCO offers a range of glass options and argon gas to keep you comfortable while keeping energy costs down.

New Triple-Pane Glass

Get the best energy performance out of your Renaissance Signature Series windows with triple-pane insulated glass units. Available in 7/8" or 1" units, the triple-pane glass features two coats of CōZE HV and an optional argon gas fill.



CōZE™

Our standard low-e performance glass for year-round solar control.

CōZE™ HV

The ultimate combination in energy performance, high visibility and significant UV protection.

CōZE™ TINT

The best choice for glare control combined with energy performance.

CōZE™ SOLAR

The perfect solution for passive solar applications and heat loss protection in cold climates.

CōZE™ VANTAGE

Unique insulated glass unit designed to give you maximum performance in U-Value and SHGC by utilizing Hard Coat Low E technology. Low E is on two surfaces in this option.

Brite

Get naturally clean glass by harnessing the power of the sun with the exterior Brite coating.

Every AMSCO product meets or exceeds the criteria for a host of critical quality standards.

In addition to our own stringent quality control standards, AMSCO is a proud member of the National Fenestration Rating Council, the American Architectural Manufacturers Association and has earned the right to carry the Energy STAR label, a program sponsored by the Department of Energy. These organizations set the standards for the entire window and door industry.



Performance

Below is listed performance data for the Renaissance Signature Series Window.



	U-VALUE*	SHGC**	VT***	STRUCTURAL RATING	MAXIMUM SIZE
THE RENAISSANCE SIGNATURE SERIES					
DOUBLE HUNG	0.34 – 0.20	0.27 – 0.11	0.51 – 0.34	LC-25 / R-PG50	48x78 / 44x63
HORIZONTAL SLIDER	0.34 – 0.20	0.27 – 0.11	0.51 – 0.34	R-PG15 / LC-PG25	120x72 / 72x72
CASEMENT	0.31 – 0.19	0.27 – 0.17	0.50 – 0.33	LC-PG40	36x72
AWNING	0.31 – 0.19	0.27 – 0.17	0.50 – 0.33	LC-PG30	60x36
PICTURE WINDOW (DIRECT SET)	0.32 – 0.17	0.33 – 0.21	0.63 – 0.42	CW-PG55	120x72
PICTURE WINDOW (TRANSOM)	0.32 – 0.19	0.29 – 0.18	0.54 – 0.35	LC-PG30	96x72
PICTURE WINDOW (CASEMENT)	0.31 – 0.19	0.30 – 0.17	0.57 – 0.33	CW-PG40	72x72
PICTURE WINDOW (DOUBLE HUNG)	0.32 – 0.19	0.28 – 0.19	0.52 – 0.36	LC-PG25	96x72
PATIO DOOR	0.32 – 0.19	0.28 – 0.10	0.52 – 0.36	LC-PG25 / LC-PG30	192x96 / 96x96

	U-VALUE*	SHGC**	VT***	STRUCTURAL RATING	MAXIMUM SIZE
THE RENAISSANCE SIGNATURE SERIES POCKET WINDOW					
DOUBLE HUNG	0.31 – 0.19	0.25 – 0.10	0.48 – 0.32	LC-25 / R-50	48x78 / 44x63
CASEMENT	0.29 – 0.17	0.25 – 0.09	0.48 – 0.32	CW-PG40	36x72
FIXED CASEMENT	0.29 – 0.17	0.25 – 0.09	0.48 – 0.32	CW-PG40	72x72
AWNING	0.32 – 0.17	0.25 – 0.10	0.48 – 0.32	CW-PG30	60x36
PICTURE WINDOW (DIRECT SET)	0.32 – 0.16	0.33 – 0.21	0.63 – 0.42	AW-PG50	120x72

NOTE: *Data shown is for comparison purposes only and is accurate as of September 1, 2017. Performance data is for overall window units and not glass only. Data presented is a range based on [SS annealed glass, dual pane 7/8" IG, CōzE, without grids, Intercept spacer with air fill] to [SS annealed glass, triple pane 1" IG, double coat CōzE HV, without grids, Cardinal spacer with argon fill]. Other options may affect performance values including values that may be outside of the ranges shown here. Please contact your Authorized AMSCO Dealer for actual values of units. All values are certified through AAMA or NFRC.

*U-Value represents the amount of heat transfer as measured in accordance with NFRC 100.

**Solar heat gain coefficient (SHGC) measures the amount of solar radiation entering the building as measured per NFRC 200.

***Visible Transmittance (VT) measures the amount of visible light through the window.

About AMSCO Windows

AMSCO Windows is a privately held company founded in 1949. Our 535,000 square foot manufacturing plant is located in Salt Lake City, Utah.

Many of AMSCO's employees have helped to grow the company over decades of service to AMSCO. This stable work environment provides for quality, long-term stability and a company you can count on now and into the future.

AMSCO has an on-site tempering furnace, multiple insulated glass lines and state-of-the-art equipment to assure a consistent and efficient manufacturing process.



AMSCO tempering furnace



The AMSCO Guarantee

Simply put, we back our windows with a warranty that gives you peace of mind. Our Lifetime Warranty covers any defects in materials or workmanship in our windows and doors for as long as you own your home. Our warranty process is administered by your local dealer to ensure your satisfaction. See your authorized AMSCO dealer or visit us online at www.amscowindows.com for complete warranty details.



MADE IN THE USA



Make Your Home a Masterpiece.®



AMSCO Windows

1880 South 1045 West 801.978.5000 TELEPHONE
PO Box 25368 801.974.0498 FACSIMILE
Salt Lake City, Utah 84125 800.748.4661 TOLL FREE

amscowindows.com

Copyright © 2017 AMSCO Windows. All rights reserved.
Brite, CōzE, Make Your Home a Masterpiece, AMSCO and AMSCO Windows are registered trademarks of
AMSCO Windows. ENERGY STAR and the ENERGY STAR mark are registered U.S. marks. All other registered
and unregistered trademarks herein are the sole property of their respective owners.

