



Design that
moves



Wonder within *Reach.*

Open up to an entirely new way to look at luxury. MILGARD® MOVING GLASS WALL SYSTEMS is an innovative solution that blurs the line between inside and out of the question. Aspirational yet realistic, this sliding wall seamlessly transitions between dreams and reality.

Typically moving glass walls have only been a custom option in high-end homes. That is until Milgard reframed the conversation. Now you can expand your living space with stacking, bi-fold or pocket doors in a variety of standard sizes and configurations.

Plus enjoy the outstanding service, support and design you've come to expect from Milgard.

Moving expectations. Moving possibilities.

Moving forward.

Design that moves.





Design

MILGARD® Moving Glass Wall Systems beautifully integrate with the other Milgard windows and patio doors in your home. Choose from several stock finishes including white, dark bronze anodized aluminum and Aluminum Clad Wood (Clear Vertical Grain Douglas Fir and Pine). The all-aluminum frames are thermally broken panels with a fully weather-stripped structural interlock system.



Ease

Our Moving Glass Wall System operates smoothly and effortlessly. Despite their larger-than-life size, these doors open and close with just the push of a finger. The secret is our tandem stainless steel ball bearing rollers that are strong enough to carry door panels nearly double the size.



Confidence

Trust in Milgard's long tradition of excellence, which now translates to this newest offering. Enjoy the very best pairing of functionality and design. Milgard Moving Glass Wall Systems come with a 2-year parts, 10-year glass limited warranty. For complete warranty details and care & maintenance information, please visit milgard.com.



Stacking

Create a vibrant mural of the outdoors on your wall.

Large sliding glass panels offer sweeping outdoor views, flooding the room with natural light and fresh air.

Choose from two frame styles — aluminum clad wood or all aluminum.

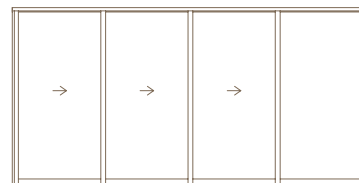
The aluminum clad wood features warm, rich wood interior to paint or stain and a tough, durable aluminum exterior in designer colors. This glass wall can also be accessorized with grids.

The all-aluminum option is a sleek, modern design in colors to match any decor.

3-Panel Doors



4-Panel Doors



6-Panel Doors



Doors can be ordered with a left or right sliding direction.



Size Options - All Aluminum

1 fixed, 2 operating panels	9' x 8'
1 fixed, 2 operating panels	12' x 8'
1 fixed, 2 operating panels	10' x 6'8"
1 fixed, 2 operating panels	10' x 8'
1 fixed, 2 operating panels	12' x 6'8"
1 fixed, 3 operating panels	12' x 8'
1 fixed, 2 operating panels	12' x 10'
1 fixed, 2 operating panels	15' x 8'
1 fixed, 3 operating panels	16' x 8'
1 fixed, 3 operating panels	16' x 10'
1 fixed, 5 operating panels	18' x 8'
1 fixed, 3 operating panels	20' x 8'

Size Options - Aluminum Clad Wood

1 fixed, 2 operating panels	12' x 8'
1 fixed, 2 operating panels	12' x 10'
1 fixed, 3 operating panels	16' x 8'
1 fixed, 3 operating panels	16' x 10'

Hardware



Flush

Premium

Hardware Finishes:



Black

Brushed Nickel

All Aluminum Colors:



Dark Bronze Anodized

Clear Anodized

White

Tan

Aluminum Clad Wood

Exterior Colors:



Cinnamon

Bark

Dark Bronze Anodized

White

Interior Colors:



Pine

Clear Vertical Grain Fir

Colors shown are approximate due to printing limitations.



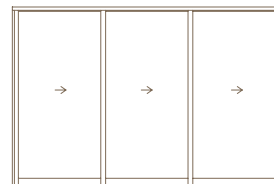
Seamlessly transition from the indoors to outdoors.

When fully open, the panels slide into the wall pocket and completely disappear from view.

Even when they are closed, these expansive moving glass panels make a design statement. Make it your own with your choice of aluminum clad with warm wood interiors or sleek all aluminum in designer colors. Accessorize your aluminum clad wood door with grids.

It's a simple luxury that's easy to use. Open up to maximize views and fresh air, and close off an area just as easily.

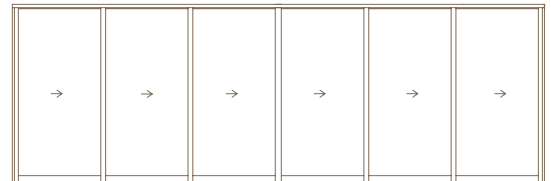
3-Panel Doors



4-Panel Doors



6-Panel Doors



Doors can be ordered with a left or right sliding direction.



Size Options - Aluminum

3 panel	9' x 8'
3 panel	10' x 6'8"
3 panel	10' x 8'
3 panel	12' x 6'8"
3 panel	12' x 8'
4 panel	12' x 8'
3 panel	12' x 10'
3 panel	15' x 8'
4 panel	16' x 8'
4 panel	16' x 10'
4 panel	20' x 8'
6 panel	18' x 8'

Size Options - Aluminum Clad Wood


3 panel	12' x 8'
3 panel	12' x 10'
4 panel	16' x 8'
4 panel	16' x 10'

Hardware



Flush

Hardware Finishes:



Black

Brushed Nickel

All Aluminum Colors:



Dark Bronze Anodized


Clear Anodized

White

Tan

Aluminum Clad Wood

Exterior Colors:



Cinnamon

Bark

Dark Bronze Anodized

White

Interior Colors:



Pine

Clear Vertical Grain Fir

Colors shown are approximate due to printing limitations.

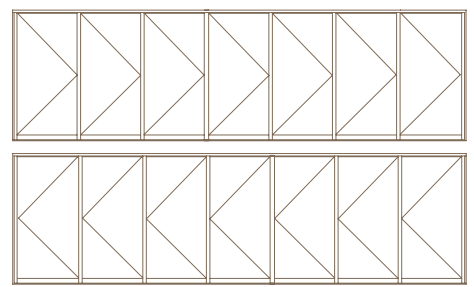


Unfold the potential of your living spaces.


Each panel folds on top of the adjacent panel when open. A smart and effective design to integrate the outdoors with indoor living.

Experience a luxurious way to enjoy all the space your home has to offer. Show off the aesthetics and let in fresh air. Bi-Fold operation options can include more panels than those in Stacking and Pocket for a distinct design effect.

7 panel - opens left or right



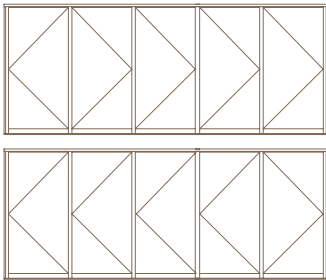
6 panel - opens left, right or from center




Learn more about Bi-Fold operation at milgard.com/bifold-operation



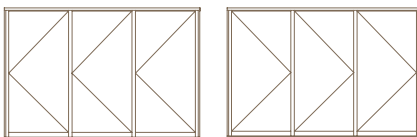
5 panel - opens left or right



4 panel - opens left or right



3 panel - opens left or right



Bi-Fold Door Sizes

3 panel	9' x 8'
3 panel	10' x 6'8"
4 panel	10' x 8'
4 panel	12' x 6'8"
4 panel	12' x 8'
4 panel	12' x 10'
5 panel	15' x 8'
6 panel	16' x 8'
6 panel	16' x 10'
6 panel	18' x 8'
7 panel	21' x 8'

Bi-Fold Operation

3 panel	all panels open left or right
4 panel	3 open right, 1 left
4 panel	3 open left, 1 right
5 panel	4 open right, 1 left
5 panel	4 open left, 1 right
6 panel	5 open right, 1 left
6 panel	5 open left, 1 right
6 panel	3 open right, 3 open left
7 panel	all panels open left or right

Frame Colors:



Hardware



Colors shown are approximate due to printing limitations.



Make it your own...

Sill Options

Water Barrier sill (standard)

Provides protection from water penetration and is recommended for all exterior applications. The 1.5" interior leg protects against water entering the inside of your home and the back leg of each sliding panel penetrates the track for additional protection against exterior elements. Available only in Dark Bronze Anodized finish.

Flush sill (optional upgrade)

Ideal for conditions in which ease of entry is more important than weather performance. The interior and exterior height of the sill is only .75" and can flush out with most interior flooring for a smooth transition outside. The track sill provides some protection against weather as the back leg of each sliding panel penetrates the track to help protect against exterior elements and help divert water.

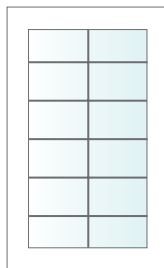
Retractable screen (optional upgrade)

Let in the air and light with high quality, pleated retractable screens.

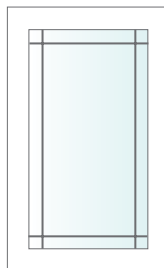
Retractable screens available only for 8' high Stacking and Pocket doors with flush handle up to 16' wide.

Grid Options:

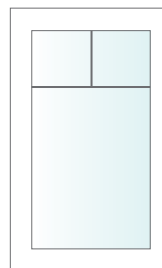
Available only on the Aluminum Clad Wood Stacking and Pocket Doors.



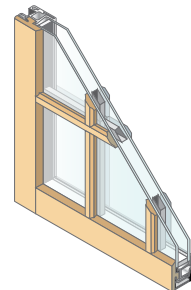
Standard



Perimeter



Valance



1-1/8" Vintage SDL



Milgard Windows & Doors is proud to serve the Western U.S. and Canada with over a dozen full-service facilities and customer care centers.



Clearly the best.®

milgard.com | 1.800.MILGARD

